





| PICTURE | Model | Joint Size |
|---|--------|------------|
|  | CFS-15 | 1/2" |
| | CFS-20 | 3/4" |
| | CFS-25 | 1" |
| | CFS-40 | 1 1/2" |
| | CFS-50 | 2" |
| | CFS-65 | 2 1/2" |
| | CFS-80 | 3" |
|  | FA-15 | 1 1/2" |
| | FA-20 | 1" |
| | FA-25 | 1" |
| | FA-40 | 1 1/2" |
|  | CH-15 | 1/2" |
| | CH-20 | 3/4" |
| | CH-25 | 1" |
| | CH-40 | 1 1/2" |
| | CH-50 | 2" |
| | CH-65 | 2 1/2" |
| | CH-80 | 3" |
|  | CHS-20 | 3/4" |
| | CHS-25 | 1" |
| | CHS-40 | 1 1/2" |
| | CHS-50 | 2" |

